

---

**An Overview of the Apple System**



**WELCOME TO THE  
ORCHARD**

---

**It all starts with...**

**Your Apple ID**

**Do not share one. Each person needs his own.**

---



---

# Your Apple ID

You are asked to create one when you set up your first device. You will need...

Your full name

Birthdate

Email address

Phone number...cell highly preferable

---



---

**Use your email address as your Apple ID.**

- It stays the same even if you add other emails
- Use an address you plan to keep using
- It is **one of two necessary keys** to your Apple account
- You will also create **the second key**...your Apple password

**WRITE THEM BOTH DOWN!!**

---

---

# WRITE THEM DOWN AGAIN!!!

YOU WILL NEED TO KNOW THEM AS  
LONG AS YOU USE APPLE DEVICES

---



---

# Your Apple ID

- During initial setup you are given a choice of turning on two factor authentication. Do it to increase security. If you choose not to you will be required to set up 3 security questions.
- **WRITE THEM DOWN...THEY ARE AS IMPORTANT AS YOUR PASSWORD**



---

# WRITE THEM DOWN AGAIN!!!

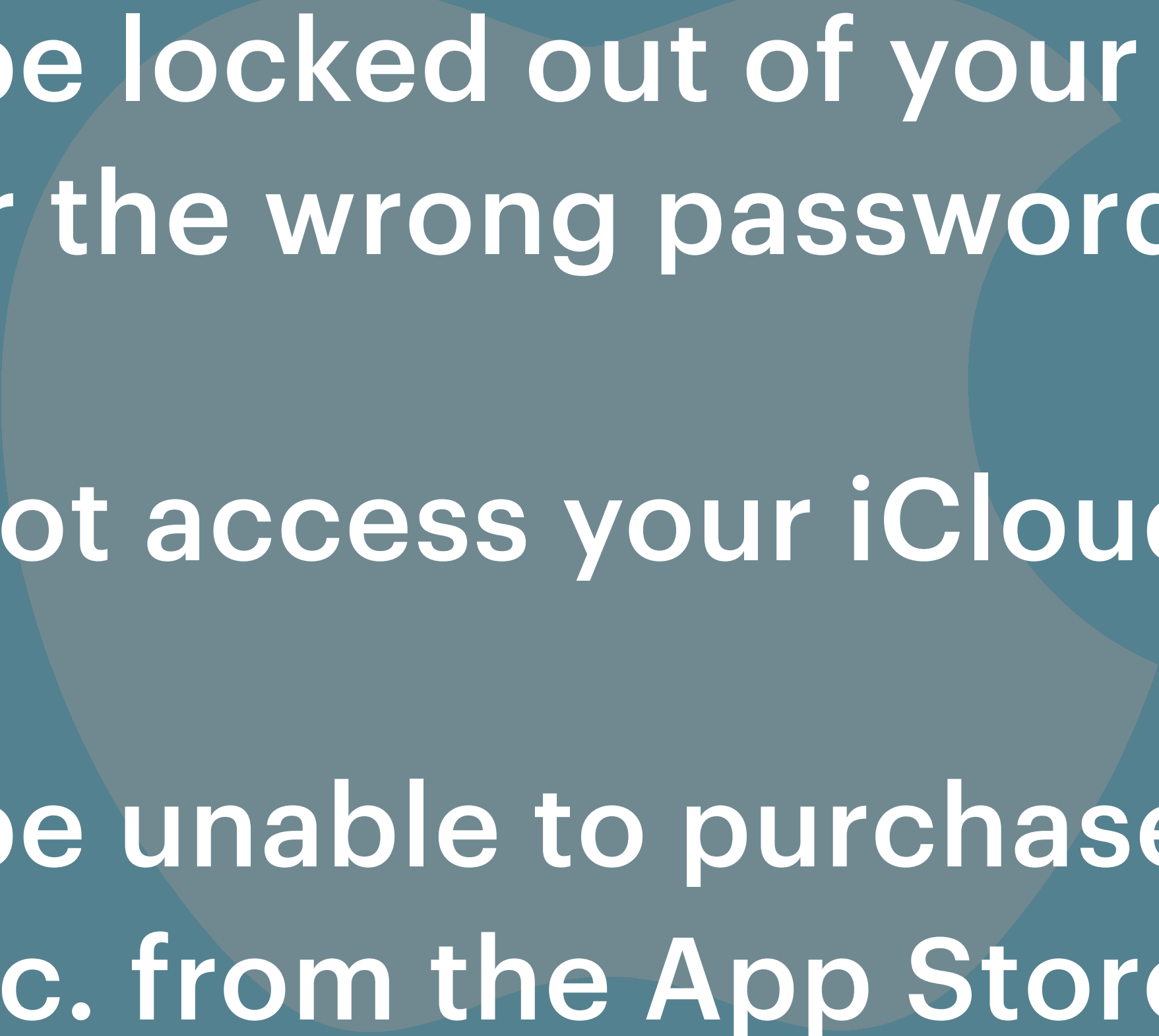
YOU WILL NEED TO KNOW THEM AS  
LONG AS YOU USE APPLE DEVICES

---



---

## If you forget your Apple ID, password, or security questions ...

- You will be locked out of your account if you enter the wrong password too many times
  - You cannot access your iCloud data or services
  - You will be unable to purchase apps, music, etc. from the App Store
- 
- 



---

If you forget your Apple ID go to [appleid.apple.com](https://appleid.apple.com) and follow instructions

**DO NOT JUST CREATE A NEW ONE AS YOU  
WILL LOSE ACCESS TO EVERYTHING IN  
YOUR EXISTING iCLOUD ACCOUNT**

---




---

If you forget your Apple password go to  
<https://iforgot.apple.com>  
and follow instructions to reset it

If you change your password or ID you will need to  
enter the new one on all your devices to access data,  
or see your iCloud photos, etc.

---



If you don't have one, create it by going to the App Store and clicking "sign in" to see this message



**Sign in to download from the App Store.**

If you have an Apple ID, sign in with it here. If you have used the iTunes Store or iCloud, for example, you have an Apple ID. If you don't have an Apple ID, click Create Apple ID.


Apple ID:

[Forgot Apple ID or Password?](#)

Create Apple ID

Cancel

Sign In



---

1.

What does your Apple ID do?

**Creates your Apple / iCloud  
account**

Provides 5 gigabytes of cloud storage  
and allows backup of the important data  
on your device

Additional storage may be purchased for as little as 99¢/month

---

Two vertical lines extend downwards from the bottom of the slide.

---

2.

What does your Apple ID do?

**Allows your devices to share  
information using iCloud**

Contacts, files, pictures, notes, calendars,  
passwords, etc.

will sync across devices seamlessly

---

| |

---

3.

What does your Apple ID do?

**Connects you to all  
Apple services and allows you  
to make purchases**

What services?

---



# apple.com/support/systemstatus/

● App Store	● Find My	● Mac App Store
● Apple Arcade	● Fleetsmith	● macOS Software Update
● Apple Books	● Game Center	● Mail Drop
● Apple Business Manager	● Global Service Exchange	● Maps Display
● Apple Card	● iCloud Account & Sign In	● Maps Routing & Navigation
● Apple Cash	● iCloud Backup	● Maps Search
● Apple Fitness+	● iCloud Bookmarks & Tabs	● Maps Traffic
● Apple ID	● iCloud Calendar	● News
● Apple Music	● iCloud Contacts	● Photos
● Apple Music for Artists	● iCloud Drive	● Podcasts
● Apple Music radio	● iCloud Keychain	● Radio
● Apple Music Subscriptions	● iCloud Mail	● Schooltime
● Apple Online Store	● iCloud Notes	● Schoolwork
● <b>Apple Pay &amp; Wallet - Resolved Outage</b>	● iCloud Reminders	● Screen Time
● Apple School Manager	● iCloud Storage Upgrades	● Sign in with Apple
● Apple TV Channels	● iCloud Web Apps (iCloud.com)	● Siri
● Apple TV+	● iMessage	● Spotlight suggestions
● AppleCare on Device	● iOS Device Activation	● Stocks
● Device Enrollment Program	● iTunes Match	● Volume Purchase Program
● Dictation	● iTunes Store	● Walkie-Talkie
● Documents in the Cloud	● iTunes U	● Weather
● FaceTime	● iWork for iCloud	

---

4.

What does your Apple ID do?

**Allows your devices to update  
all native apps free of charge**



---

Two vertical lines extend downwards from the bottom horizontal line, one on the left and one on the right.



---

# 5.

What does your Apple ID do?


**Provides access to the App Store**

All apps screened for malicious software and designed to work seamlessly with your device  
(over 2 million apps available to accomplish any task)

---




---



The Apple ecosystem is sometimes referred to as being a “walled garden” and is sometimes disparaged for it.


---



---

The “Walled Garden” refers to the total integration of hardware and software

Apple  
Hardware



Apple  
software



Apple App  
Store

99% of your needs included **FREE**



---

# The “Walled Garden”

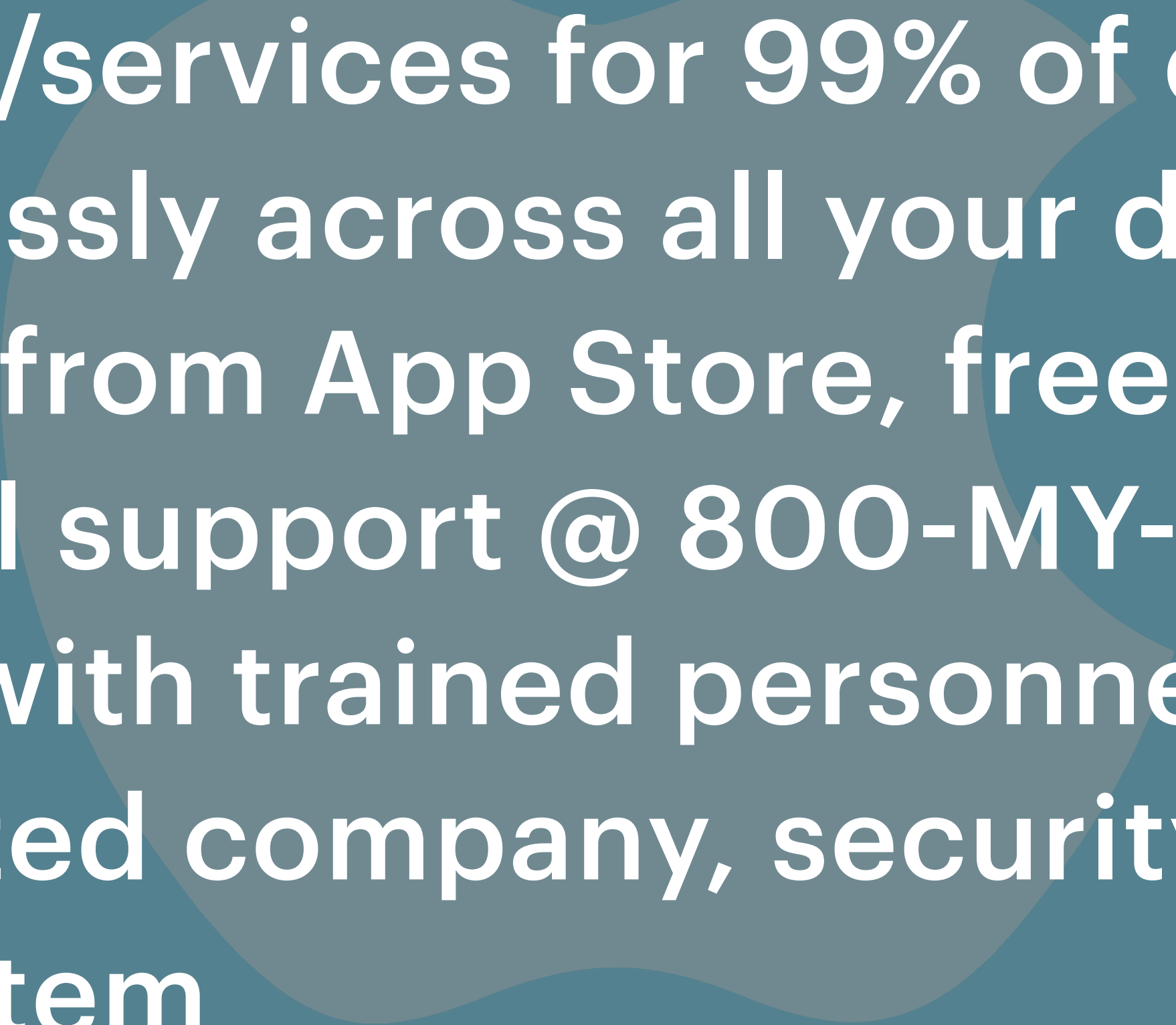
## Con:

- Multiple devices work best if they are all Apple
  - Apps only available in App Store possibly limiting innovation (not strictly true)
  - Devices more expensive than other options
  - Hard to leave the system
- 
-

---

# The “Walled Garden”

## Pro:

- Free software/services for 99% of common tasks
  - Works seamlessly across all your devices
  - Verified apps from App Store, free updates
  - Free technical support @ 800-MY-APPLE
  - Retail stores with trained personnel
  - Privacy oriented company, security built in to operating system
- 
- 

---



Questions?

---

Two vertical lines extend downwards from the bottom horizontal line, one on the left and one on the right, positioned roughly under the left and right sides of the Apple logo.

