


TEXTING -  
APPLE  
iMESSAGE  
JULY  
23,2020

1. OBJECTIVE TODAY – This meeting will cover how to get the most from your Apple device when texting and using iMessage
  2. SURVEY – APPLE DEVICE / EXPERIENCE WITH TEXTING
  3. TEXTING - WHY USE IT ?
  4. TEXTING ON IPHONE - GETTING STARTED WITH SETTINGS
  5. CREATE SIMPLE & GROUP iMESSAGE OR SMS/MMS
  6. OR DICTATE THE MESSAGE
  7. DOING A GROUP TEXT MESSAGE
  8. SENDING PHOTOS PICTURES/VIDEOS
  9. SHARING CONTACTS
  10. ADDING ANIMATED EFFECTS / EMOJIS
  11. QUESTIONS / FEEDBACK
- 

# COMMENTS ON SESSION



QUESTIONS/ SUGGESTIONS - SEND VIA  
CHAT



COHOSTS MONITORING ATTENDANCE  
AND CHATS



CHARTS ARE FOR REFERENCE INFO



WILL BE POSTED ON WEB SITE



ATTENDEES ARE MUTED TO AVOID  
BACKGROUND NOISE



SURVEY NEXT .....

# WHY IS TEXTING SO POPULAR ?

- IT IS EASY TO USE FOR SIMPLE COMMUNICATONS
- IT IS QUITE SECURE - iMESSAGE ENCRYPTED
- IT IS PREFERRED BY MANY OVER EMAIL , FAX ETC..
- IT IS EASY TO SEND/ RECEIVE PHOTOS IN HIGH QUALITY
- CAN SEND LARGER FILES VS EMAIL
- KEEPS A SIMPLE LOG OF TEXTS
- SEAMLESS SHARING ON ALL APPLE DEVICES
- ONLY WAY TO REACH GRANDKIDS !!

# TEXTING – IMESSAGE, ETC.



With iOS, there are 3 ways to text:



SMS (short message service – 140 characters)



MMS (multimedia messaging system)



iMessage (Apple's proprietary system)  
for Apple to Apple use only and fully encrypted!!!



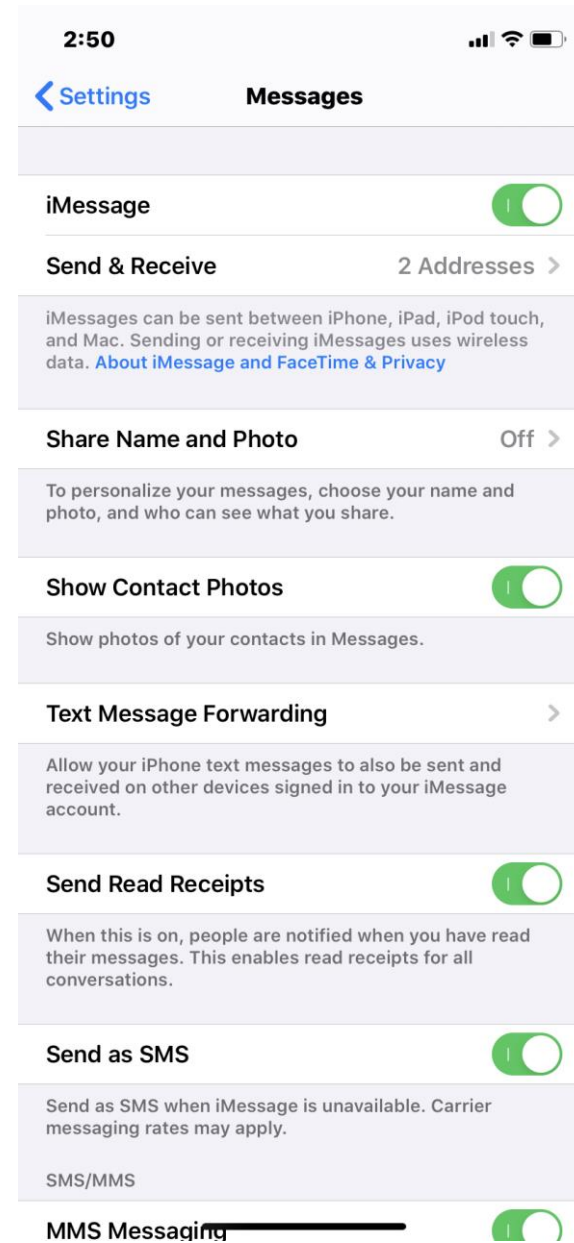
Apply Pay uses iMessage to ensure security



# iPHONE TEXTING GETTING STARTED

- CHECK FOR LATEST iOS VERSION – 13.6
  - SETTINGS/GENERAL /SOFTWARE UPDATE
- REVIEW TEXTING (MESSAGES) SETTINGS
  - SETTINGS / MESSAGES
  - CAN REVISIT IF WANT OTHER OPTIONS LATER

# iPHONE MESSAGING SETTINGS



# About iMessage and SMS/MMS

Learn why some of your message bubbles are blue or green.

You can [use the Messages app on your iPhone, iPad, or iPod touch to send messages](#). Those messages are sent as iMessage or SMS/MMS. Learn more about the difference between the message types.

## iMessage



iMessages are texts, photos, or videos that you send to iOS devices and Macs over Wi-Fi or cellular-data networks. These messages are always encrypted and appear in blue text.

## SMS/MMS



If you aren't using iMessage, you can use SMS/MMS. These messages are texts and photos that you send to other cell phones or iOS devices. SMS/MMS messages aren't encrypted.



## VOICE DIRECTED MESSAGES

- DICTATION TO CREATE MESSAGE
- USE SIRI



- GROUP MESSAGES

- Send a group message on your iPhone, iPad, or iMAC
- With Messages, you can send a message to a group of people.
- You can also name your group, add or remove people from the group, mute notifications or leave the group.







# SHARING PHOTOS

TEXT NEW PHOTO OR FROM YOU PHOTOS STORAGE

- TAKE AND SEND PHOTO

## Send photo messages

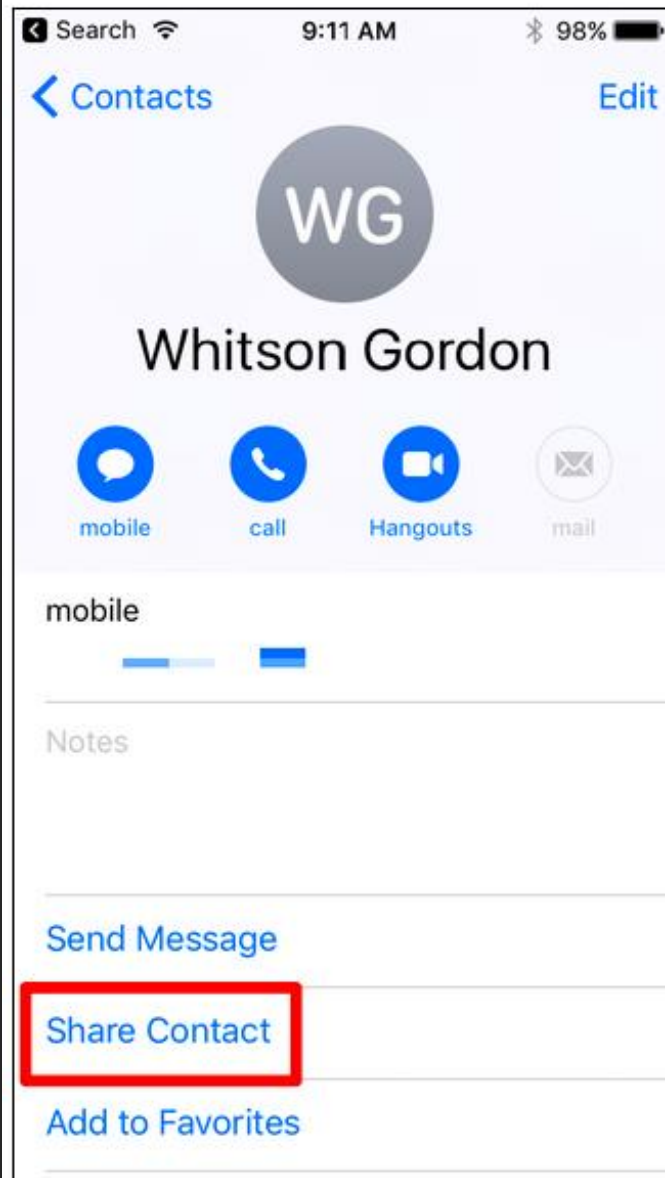
1. In a message conversation, tap .
2. Tap Camera.
3. Tap  to take a photo. Then tap Done.
4. To send, tap . If you don't want to send the photo, tap  in the upper-right corner of the photo.



## SEND FROM PHOTOS STORAGE

1. OPEN PHOTOS
2. SELECT PHOTO TO SHARE
3. TAP SHARE BUTTON
4. SELECT MESSAGES
5. ADDRESS AND SEND

# SHARING A CONTACT



A few options show up here, including AirDrop and various messaging options like iMessage and Mail. Pick whichever one works best for you, but we're going to just share it in a text message.

## Here's how to send animated effects in the Messages app:

1. Open your Messages app and select the contact or group you want to message.
2. Type your text message in the iMessage bar as you normally would.
3. Tap and hold down the blue arrow until the "Send with effect" screen appears.
4. Tap Screen.

More items...

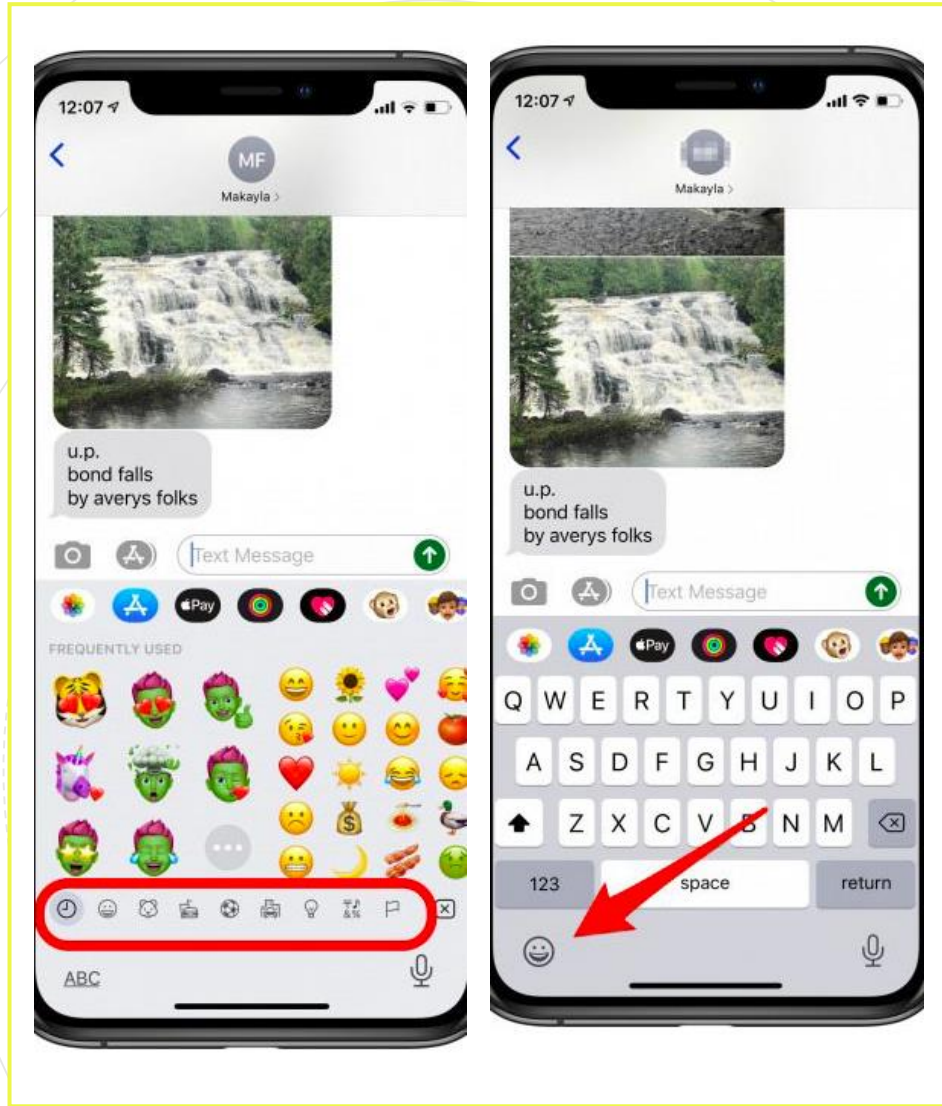


How do I add balloons/confetti effects to messages on my iPhone ...

<https://www.iphonefaq.org/archives/975508>

# ADDING ANIMATED EFFECTS TO TEXTS

---



ADDING  
EMOJI FOR  
FUN

# QUESTIONS AND SURVEY



DISCUSS CHAT QUESTIONS



FEEDBACK SURVEY