

# All Things Apple®



November 5, 2018

# Current Mobile System

 iOS 12.1

# HHICC Wi-Fi Password

@@HhiCc!!



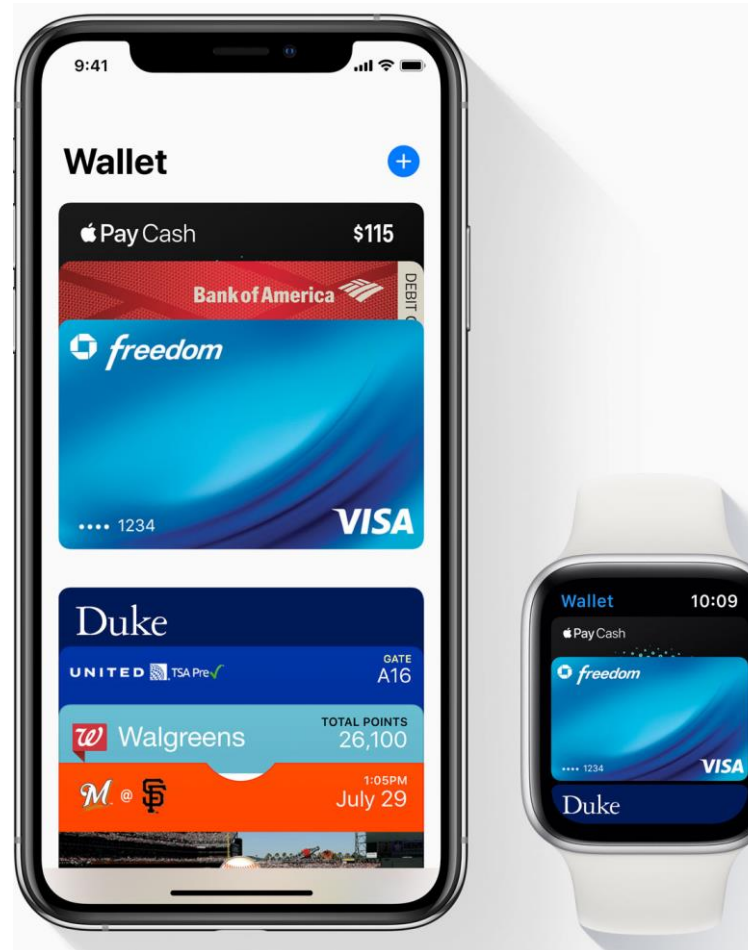
# Let's Talk Techie

- With iOS, there are 3 ways to text:
- SMS (short message service – 140 characters)
- MMS (multimedia messaging system)
- iMessage (Apple's proprietary system) for Apple to Apple use only and fully encrypted!!!
- Apple Pay uses iMessage to insure security

# Why Use Apple Pay?

- IT IS SECURE!
- The vendor/retailer does not see your credit card, does not know your name, cannot retrieve your information
- You still get a receipt with items and costs listed, but no credit card information; only an Apple supplied transaction number
- Even Apple cannot retrieve the information

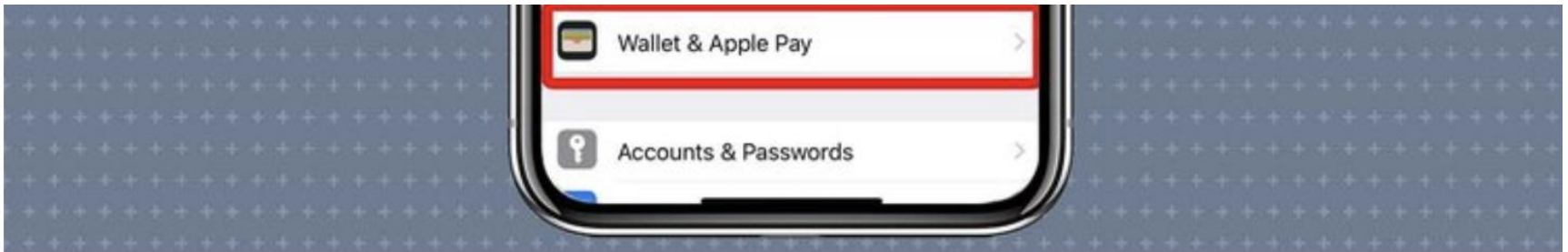
# 👉 How To Use Apple Pay 👤



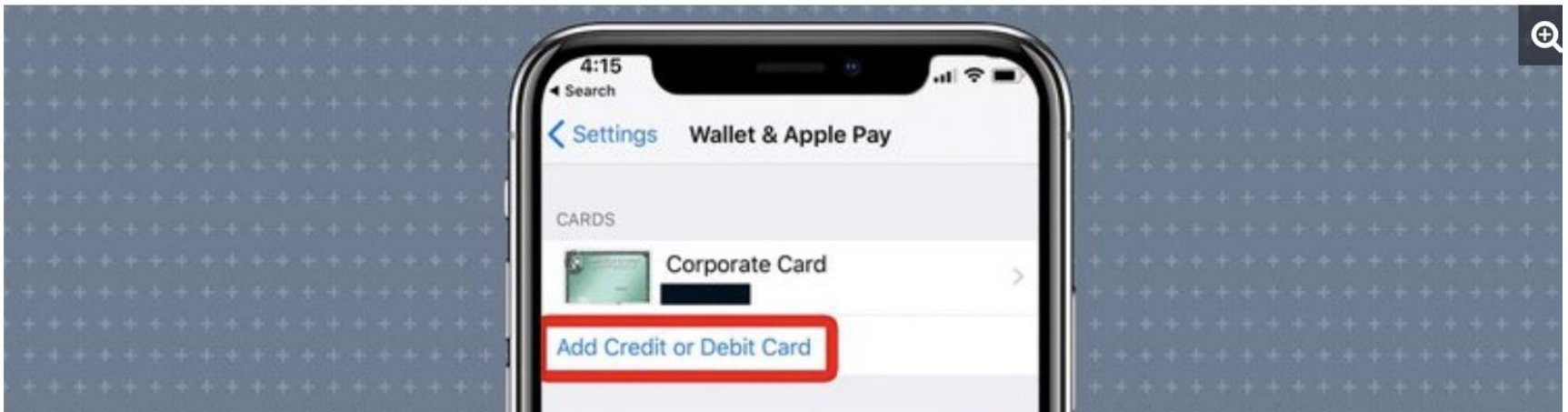
# Important Notes

- Apple Pay can be used with newer iPhones or an Apple Watch
- It is activated by either fingerprint or facial recognition depending on your device
- It also can be used for online sales

# Setting Up Apple Pay



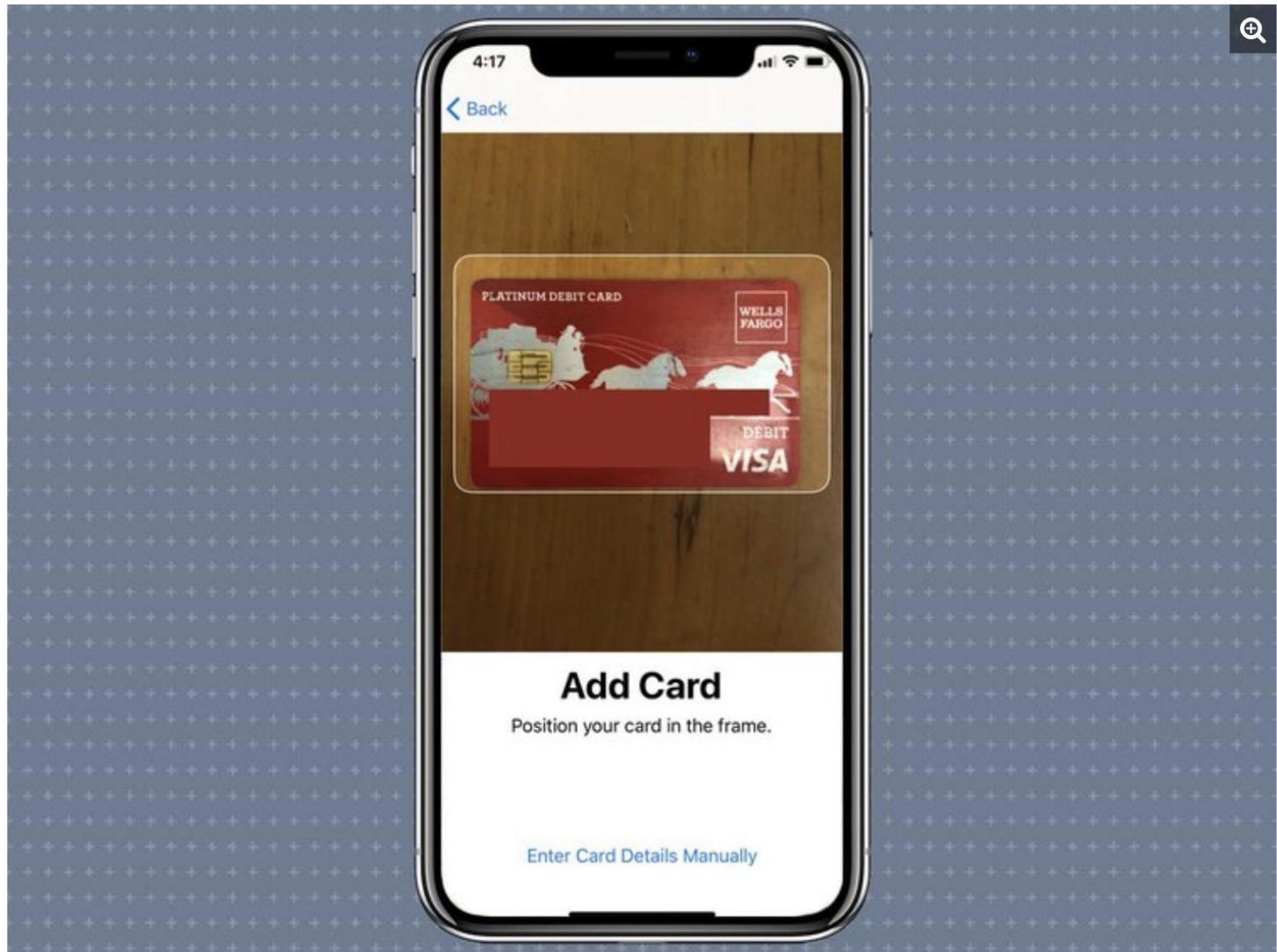
1. **Go to Settings and select Wallet & Apple Pay.** If you didn't already do it while setting up your phone, this is [where you'll add a new debit or credit card to your Apple Pay account.](#)





2. Tap Add Credit or Debit Card.

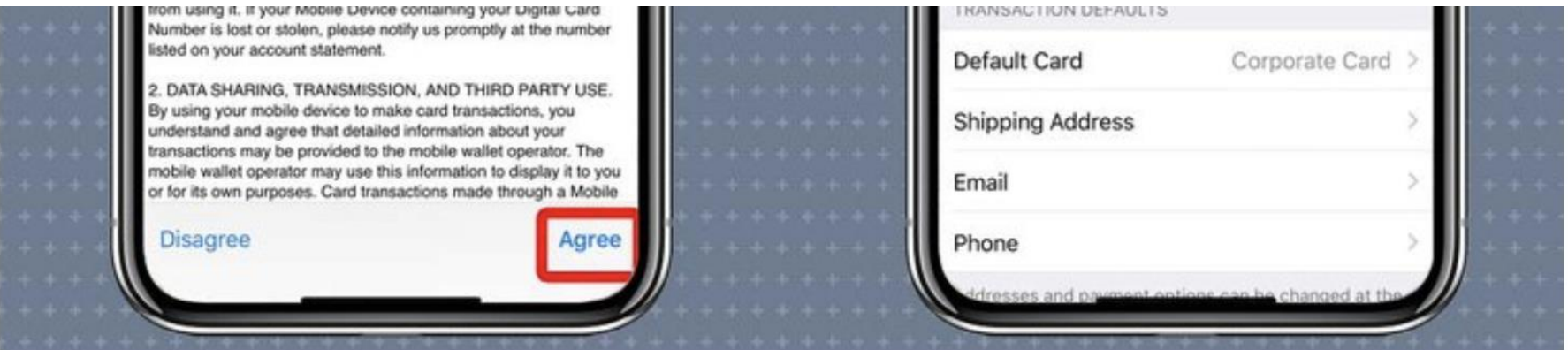
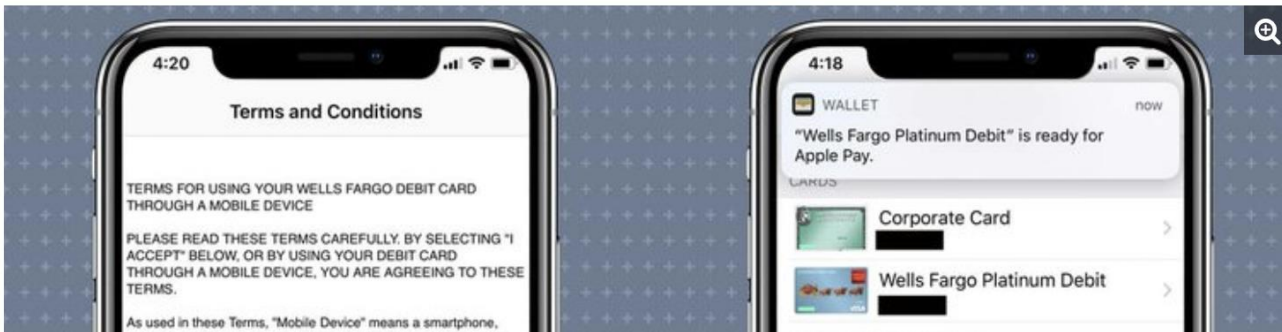
3. Hit the Continue button at the bottom of the screen.



4. Line up debit or card or enter info manually. Tap Next



5. Enter the Expiration Date and Security Code on the next screen and tap Next.



6. Hit Agree on the Terms and Conditions Screen and your card should be ready to use.

# IMPORTANT NOTE

- Most credit card companies will require two-factor authentication either by text or email
- Once your card has been accepted on your device, the credit card company will send a confirmation that it can be used for Apple Pay

# How to Use Apple Pay



- 1. Double tap the Side button on your iPhone to launch Apple Pay.**
- 2. Bring your phone close to the payment terminal.**





# Where to Use Apple Pay



## Locator for Apple Pay 4+

Worlds largest database  
Everything Everywhere Ilc

★★★★☆ 4.2, 317 Ratings

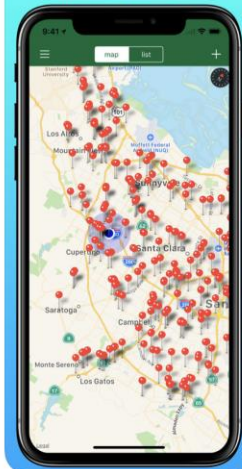
Free

### iPhone Screenshots

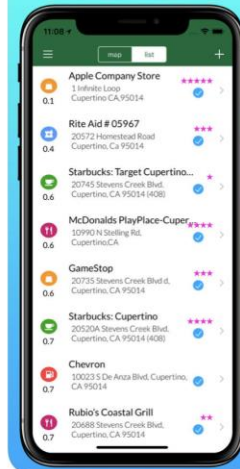
Easily find places that accept Apple Pay.



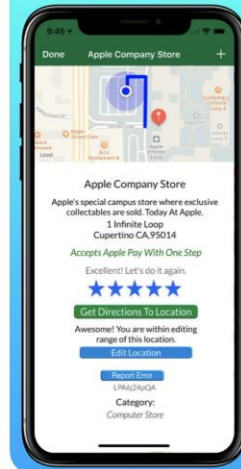
The Largest Database of Apple Pay Locations



List locations around you



Detailed information about each location





# Local Apple Pay Vendors



- Walgreens<sup>®</sup>/CVS<sup>®</sup>
- Whole Foods<sup>®</sup>/Fresh Market<sup>®</sup>
- Panera Bread<sup>®</sup>/Starbucks<sup>®</sup>/Dunkin Donuts<sup>®</sup>
- Petco<sup>®</sup>/PetSmart<sup>®</sup>
- McDonalds<sup>®</sup>/Subway<sup>®</sup>/Jersey Mikes<sup>®</sup>
- Staples<sup>®</sup>

? ? Questions ? ?